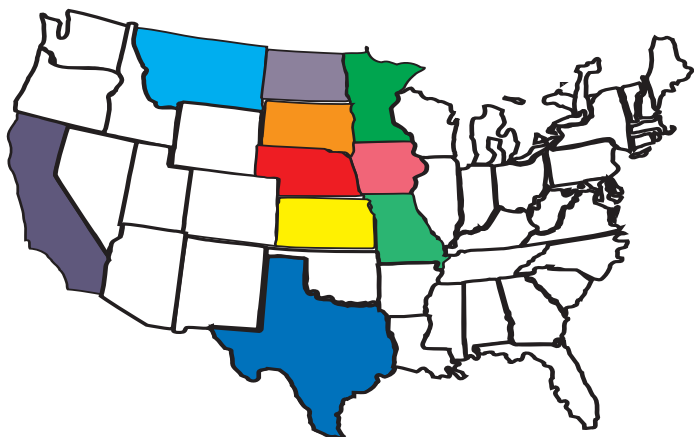


RAAA Year End Numbers

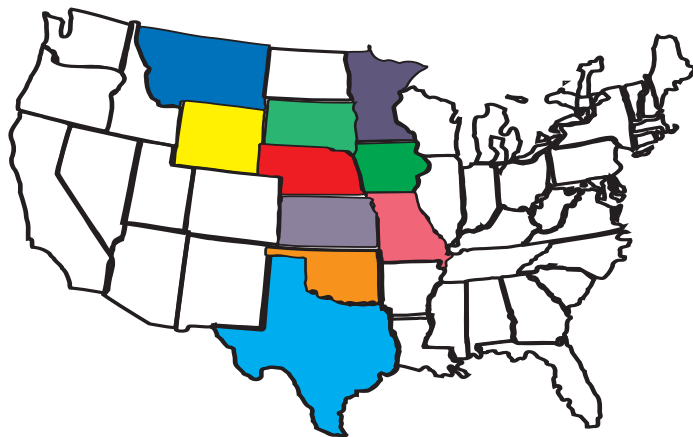
Red Angus Top Ten

Members by State



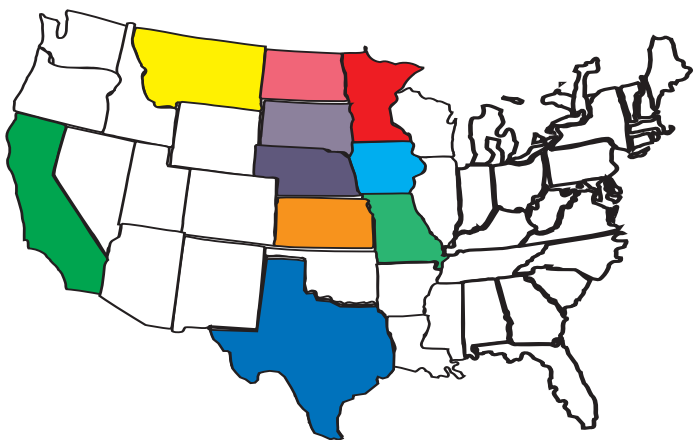
1. Texas	253	6. South Dakota	100
2. Montana	138	7. Nebraska	98
3. Missouri	130	8. Iowa	93
4. Minnesota	129	9. North Dakota	90
5. Kansas	106	10. California	88

Transfers by State



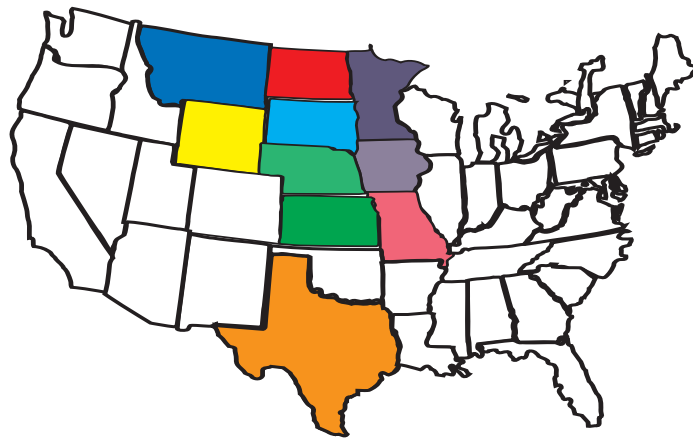
1. Montana	2,125	6. Oklahoma	1,189
2. Texas	1,894	7. Nebraska	1,183
3. South Dakota	1,502	8. Missouri	1,106
4. Iowa	1,446	9. Kansas	1,056
5. Wyoming	1,247	10. Minnesota	1,027

Junior Members by State



1. Texas	89	6. Kansas	32
2. Iowa	47	7. Minnesota	32
3. Missouri	34	8. North Dakota	27
4. California	33	9. South Dakota	25
5. Montana	33	10. Nebraska	23

Registrations by State



1. Montana	7,253	6. Texas	2,712
2. South Dakota	3,904	7. North Dakota	2,497
3. Nebraska	3,456	8. Missouri	2,344
4. Kansas	3,034	9. Iowa	1,787
5. Wyoming	2,885	10. Minnesota	1,754

RAAA Year End Numbers

Top Ten Registrations by Sire

Name	Reg. #	Count
LCC MAJOR LEAGUE A502M	832407	1427
BFCK CHEROKEE CNYN 4912	574873	1118
BUF CRK ROMEO L081	795492	715
LCC CHEYENNE B221L	786422	710
BECKTON LANCER F442 T	533603	518
GLACIER CHATEAU 744	557331	474
LSF COMBINATION A301M	833209	438
BROWN VACATION H7106	648319	385
BIEBER MAKE MIMI 7249	663262	376
LCC VAQUERO 1412J	657222	270

Top Ten RAAA Members by Registrations

Name	# Regs	State
BECKTON RED ANGUS	915	WY
SCHULER-OLSEN RANCH	802	NE
REDLAND RED ANGUS	750	MT
5L RANCH	729	MT
BIEBER RED ANGUS RANCH	542	SD
OATES LAND & CATTLE CO	491	OK
DOUGLAS STEVENSON	436	MT
HAMMEL RED ANGUS	433	MT
RED FORK RED ANGUS	429	WY
LELAND RED ANGUS	427	MT

Top 10 Cow Inventory by Member

Name	Count	State
REDLAND RED ANGUS	1117	MT
BECKTON RED ANGUS	948	WY
5 L RANCH	844	MT
SCHULER-OLSEN RANCH	799	NE
PARKER RANCH LP	556	AR
RED FORK RED ANGUS	529	WY
BUFFALO CREEK RED ANGUS	526	WY
OATES LAND & CATTLE CO	524	OK
BIEBER RED ANGUS RANCH	485	SD
CAMPBELL RED ANGUS	475	SD

RAAA Year End Numbers

Red Angus Growth Trends

